

Timber Selection Checklist For Furniture And Fit-out Projects

A starting reference point prior to the creation of your project design.

There are many options when choosing the correct timber for your commercial and domestic furniture or commercial fit-out project.

Here are some of the most common choices available.

Traditional design option - T Modern design option - M Softwood timber - S Hardwood timber - H



MAHOGANY

T M S H
✓ ✓




OAK

T M S H
✓ ✓ ✓



ASH

T M S H
✓ ✓ ✓




BEECH

T M S H
✓ ✓ ✓



BALSAM

T M S H
✓ ✓



RED PINE

T M S H
✓ ✓ ✓



DOUGLAS FIR

T M S H
✓ ✓




HEMLOCK

T M S H
✓ ✓



WALNUT

T M S H
 ✓ ✓




MAPLE

T M S H
 ✓ ✓



TULIPWOOD
(POPLAR)

T M S H
 ✓ ✓



CEDAR

T M S H
 ✓ ✓